

40V Max Brushless 235mm Circular Saw



HEAVY DUTY BRUSHLESS

HS009G



40V Max Brushless 235mm Circular Saw

The 40V Max XGT Brushless 235mm (9-1/4") Circular Saw provides cordless convenience, while taking on high-demand applications. The Makita-built brushless motor delivers 4,000 RPM for high-speed cutting performance, with a large cutting capacity of 85mm at 90-degrees.

The convenient guide rail compatible base interacts with optional guide rails to provide dead-on, straight or bevel cutting without the need for an adapter. Constant speed control maintains blade speed under load for optimum cutting performance while the saw is also equipped with Makita's Extreme Protection Technology (XPT) improving the tool's operation in harsh conditions.

For increased safety the saw features an electric brake, soft start and anti-restart and for added convenience, the saw also features Auto-Start Wireless System (AWS) for wireless power-on and power-off communication between the equipped tool and compatible dust extractor.



Product Overview




HEAVY DUTY BRUSHLESS



High power output

Lightweight Design

Soft Start



Constant speed control

Guide Rail Compatible

Positive bevel stop

Electric Brake

Product Specifications



| | |
|--------------------------------------|--|
| Max. cutting capacities at 0° | 85mm |
| Max. cutting capacities at 45° | 61mm |
| Max. cutting capacities at max bevel | 44mm |
| Bevel capacity | -1° - 60° |
| Blade diameter | 235mm (9-1/4") |
| Bore diameter | 25.4mm |
| No load speed | 4,000rpm |
| Overall length | 413mm |
| Skin Weight | 4.4kg |
| Weight (with battery) | 5.4kg (BL4040) |
| Voltage | 40V Max |
| Compatible batteries | BL4025 / BL4040 / BL4050F* *Recommended |

*AWS receiver sold separately

- **High Power Output** – the high power 40Vmax XGT Li-Ion battery allows for continuous operation in heavy-duty applications. With cutting speeds faster than the 1,600W AC equivalent.
- **Lightweight Design** – battery relocation has significantly improved the overall balance creating a lightweight design that is extremely comfortable to use.
- **Soft Start** – blade starts slowly then rapidly accelerates to maximum speed to reduce the initial start up shock.
- **Auto-Start Wireless System (AWS)*** – compatible with AWS the HS009G can be paired with a compatible vacuum for on demand dust extraction. AWS uses Bluetooth to wirelessly power on and off the extraction unit using the tools trigger.
- **Constant Speed Control** – constant speed control maintains blade speed under load for optimum cutting performance
- **Guide Rail Compatible** – guide rail compatible saw base adapts with optional guide rails to provide perfectly straight cut.
- **Positive Bevel Stop** – allows for fast and accurate bevel adjustment to common bevel angles. With a maximum bevel capacity of -1-60°, positive stops at 22.5° and 45°.
- **Electric Brake** – maximises productivity and user safety by rapidly slowing the wheel rotation after the switch has been released.

Advantages



HEAVY DUTY BRUSHLESS

Heavy Duty



Heavy duty power with rapid cutting speeds up to 4,000rpm

Safety



Safety protection with electric brake and soft start for user safety

Innovation



Constant Speed Control
Maintains blade speed under load

Compatibility







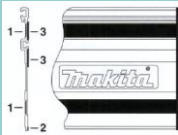

Optional compatible guide rail to ensure perfect cuts every time

| Standard Accessories | | |
|--|----------|-----------------------------------|
|  | E-01943 | Wood Efficut Blade 235mm x 24T |
|  | 162687-7 | Sub Base |
|  | 783204-6 | 6mm Hex Wrench |
|  | 821866-3 | Plastic Case |

| Optional Accessories | | |
|---|--------------------------|---|
|  | Efficut Saw Blades | Link to Accessories Website |
|  | BlueMak Saw Blades | Link to Accessories Website |
|  | M Force Saw Blades | Link to Accessories Website |
|  | Multi-Purpose Saw Blades | Link to Accessories Website |
|  | Knot & Nail Saw Blades | Link to Accessories Website |
|  | Aluminium Saw Blades | Link to Accessories Website |
|  | AWS Bluetooth Receiver | 198901-5 |

Accessories

Optional accessories

| | | |
|---|--|---|
|  | 199140-0 194368-5 199141-8 194925-9 194367-7 | Aluminium guide rail 1,000mm 1,400mm 1,500mm 1,900mm 3,000mm |
|  | E-05664 | Protective guide rail holder (suits 2 x 1400 rails with storage for 2 clamps) |
|  | 194385-5 199826-6 | Clamp set to suit guide rails G-Clamp Quick Clamp |
|  | 196664-7 | Bevel Guide set to suit guide rails |
|  | 413102-7 194419-4 194417-8 | Guide rail replacement strips Type 1 – 3m running strips Type 2 – 3m splinter guide Type 3 – 3m guide rail seat |
|  | 198884-9 198884-9 | Guide rail joiner 1 joiner set 2 joiner sets |



Extraction System

| Model | Applicable Cuffs | Hose | Vacuum |
|-------|---|---|---|
| |  <p>Front Cuff 38 – 195545-2 + 24mm Rubber Joint – 195546-0</p> |  <p>28mm diameter hose</p> | <p>DVC154L DVC862L DVC860L DVC750LX1 DVC265 DVC261 DVC260 VC2510LX1 VC3210LX1</p> |
| |  <p>24mm Quick Fit – P-70378</p> |  <p>32mm Quick Fit Hose</p> | <p>VC3012L VC3012M VC4210L VC4210M</p> |
| |  <p>24mm Quick Fit – P-81745</p> |  <p>32mm diameter</p> | <p>VC2012L</p> |