

Makita

18Vx2 Brushless AWS Dust Extraction Vacuum

DVC157LZX2



AWS
Auto - start Wireless System

Product Overview



Product Specification Sheet



Motor design	Brushless
Max suction	11kPa
Max air volume	2.1m³/min
Tank capacity	15L
Continuous runtime BL1860x2	40 minutes
Suction power	105W
Overall length	421mm
Skin weight	7.9kg
Voltage	18Vx2

- **AWS** – Automatically starts the vacuum when connected to a tool with Bluetooth connectivity
- **HEPA Filter** – High Efficiency Particulate Air filter for high filtration rate of up to 99.97%
- **Durable Container** – Durable plastic container absorbs impacts without denting or warping like metal containers
- **Dual Battery Indicator** – Indicates the remaining power in each battery
- **Variable Speed Dial** – easily adjustable suction control for optimum runtime and efficiency
- **Dust Extraction Cuffs** – standard accessory cuffs connect to a large range of Makita tools and extraction attachments
- **15L Tank Capacity** – increased tank capacity to minimise down time between disposals

Advantages

Performance



18Vx2 Brushless motor
provides high 11kPa Max sealed suction

Innovation



Auto-start Wireless System
for on demand dust extraction

Convenience



Functional control panel for AWS setup,
suction control & battery capacity

Efficiency



3 stage HEPA filtration for
99.97% at 0.3 microns



Advantages

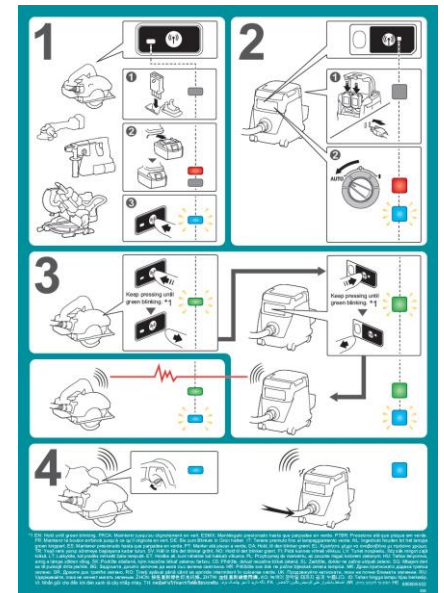
The DVC157LZX2 can pair to a range of 18V and 18Vx2 cordless tools thanks to the Auto-Start Wireless System.

This feature enables automatic start up of the vacuum when the trigger is pulled on the tool for on demand dust extraction.

The DVC157LZX2 will also run for several seconds after the trigger has been released to pull any remaining material completely through the hose.

How to pair your tools

1. Ensure the vac & tool have AWS chips inserted.
2. Turn the DVC157 power dial to "AUTO."
3. Press and hold the  button on the DVC157 for 3 seconds until the light flashes **Green**.
4. Press and hold the  button on the tool for 3 seconds until the light flashes **Green**.
5. Lights will turn to flashing **Blue** when the two units are paired.






[Click Here for instructional video – Pairing Bluetooth Tools](#)


Our Range

	DVC157LZX2	DVC265ZXU	DVC665ZXU
			
Motor design	Brushless	Brushless	Brushless
Max suction	11kPa	11kPa	11kPa
Max air volume	2.1m³/min	2.2m³/min	1.8m³/min
Tank capacity	15L	1.5L	6L
Continuous runtime BL1860x2	40 minutes	40 minutes	40 minutes
Suction power	105W	95W	85W
Overall length	421mm	230mm	523mm
Skin weight	7.9kg	3.3kg	5.2kg
Voltage	18Vx2	18Vx2	18Vx2

Accessories

Standard Accessories		
	195433-3	28mm Hose x 3.5m
	195432-5	Plastic Tub Liner (10pk)
	195547-8	Front Cuff 22
	195546-0	Joint Cuff 22-38
	195434-1	38mm Hose x 2.5m
	195551-7	Universal Floor Nozzle
	192563-1	Aluminum Straight Pipe

Standard Accessories		
	192562-3	Aluminium Bent Pipe
	410306-2	Crevice Nozzle
	198901-5	AWS Bluetooth Chip

Optional Accessories / Spares		
	195557-5	Fleece Filter Bag (5pk)

Dust Extraction

	Part Number	Description	Suitable For
	195433-3	28mm Hose x 3.5m	<p>Front Cuff 38 fitted standard on 28mm hose.</p> <p>Example Products – Slide Compound Saws, Routers, Trimmers, Angle Grinder Attachments, Wall Chaser.</p>
	195434-1	38mm Hose x 2.5m	<p>Standard cuff is 38mm.</p> <p>Example Products – Slide Compound Saws, Routers, Trimmers, Angle Grinder Attachments, Wall Chaser.</p>
	195547-8	Front Cuff 22	<p>Replaces Front Cuff 38 on 28mm hose.</p> <p>Suits – Multitools, Rotary Hammer Attachments, Sanders.</p>
	195546-0	Joint Cuff 22-38	<p>Fits onto Front Cuff 22 or Inside Front Cuff 38</p> <p>Suits – Circular Saws, Plunge Cut Saws, Sanders, Jigsaws.</p>