

<sup>®</sup>  
**Makita**

# 18Vx2 Brushless Top Handle Chainsaw 300mm (12")

DUC306



**BRUSHLESS**



## WHEN POWER MEANS BUSINESS

When you choose Makita Outdoor Power Equipment, you choose to be part of something bigger. Our complete line up of cordless outdoor solutions will revolutionise the way you work - empowering you with over a century of knowledge and expertise in crafting the world's most reliable tools. With the support of the world's largest 18V cordless system, you can be sure our Power Garden range will get the job done and more - no petrol or cord needed.



# Product Objectives

- Designed to suit the needs of arborists and landscapers
- Develop a Brushless 18Vx2 top handle chainsaw with high power utilising a 300mm Bar and Chain




# Product Overview

Adjustable chain oil



Climbing ring



Torque Boost Mode



Metal spike bumper



Captive nut



**XPT**  
EXTREME PROTECTION TECHNOLOGY

**BL**  
MOTOR



# Product Specification Sheet



|                   |       |                |
|-------------------|-------|----------------|
| Voltage           |       | 18Vx2          |
| Guide bar length  |       | 300mm (12")    |
| Saw chain         | Type  | 90PX           |
|                   | Gauge | 1.1mm / 0.043" |
|                   | Pitch | 3/8"           |
| Chain speed       |       | 1,200m/min     |
| Noise             |       | 102 LWA        |
| Oil tank capacity |       | 200ml          |
| Overall length    |       | 556mm          |
| Skin weight       |       | 3.5kg          |
| Weight:           |       | 4.7kg          |

- **Brushless motor** – powerful brushless motor produces more power and longer runtimes than brushed motors
- **XPT** – for use in outdoor applications, protection from dust and dripping water is enhanced protecting the circuitry
- **Torque Boost Mode** – used for cutting thicker material, the torque will increase to 50% more cutting efficiency
- **Metal spike bumper** – firmly grips the workpiece to provide more control, making cutting easier
- **Automatic chain lubrication** – the amount of chain oil can be regulated allowing the user to make adjustments based on whether they are cutting hard or softwood
- **Captive nut** – eliminates losing the nut when replacing the guide bar
- **Climbing Ring** - allows the chainsaw to be connected to an arborist's harness

# Advantages

## Performance




Brushless Motor delivering high levels of performance

## Innovation



Unbelievable performance thanks to Torque Boost Mode

## Convenience



Climbing Ring

## Ergonomics



Top Handle Design for ease of use

# Advantages

## Makita's high performance Outer rotor brushless motor

Thanks to the purpose built outer rotor brushless motor the DUC306 is able to produce more power and more efficiency than ever before.

The design means the stator rotates and the armature remains stationary, making the motor a highly efficient direct drive system

**BL**  
**MOTOR**



# Advantages

## **XPT – eXtreme Protection Technology**

This technology has been designed for use in outdoor applications or harsh environments. XPT provides increased protection for the circuitry from dust and dripping water.

This is achieved by carefully sealing and protecting internal components so that they stay free from exposure of dust and moisture.











# Advantages

## Torque Boost Mode

Designed to help the chainsaw pass through harder materials with ease. To activate, ensure the chainsaw is turned off, press and hold the power button for 2 seconds until the second light illuminates. You can use the tool in the Torque Boost Mode for up to 60 seconds depending on the usage conditions.





# Our Range

|                            | DUC306 - NEW   | DUC254  | DUC302  | DUC353  | DUC400  |
|----------------------------|--|---|---|---|---|
|                            |  |  |  |  |  |
| Voltage:                   | 18Vx2  | 18V   | 18Vx2   | 18Vx2   | 18Vx2   |
| Guide bar length:          | 300mm (12")  | 250mm(10")  | 300mm (12")   | 350mm (14")   | 400mm (16")   |
| Chain speed:               | 20m/sec  | 24m/sec   | 8.3m/sec  | 20m/sec   | 20m/sec   |
| Oil tank capacity :        | 200ml  | 140ml   | 85ml  | 200ml   | 200ml   |
| Motor type                 | Brushless  | Brushless   | Brushed   | Brushless   | Brushless   |
| Handle type                | Top Handle   | Top handle  | Top handle  | Rear handle   | Rear handle   |
| Weight: 2x 6.0Ah Batteries | 4.7kg  | 3.2kg   | 4.7kg   | 5.2kg   | 5.4kg   |

# Accessories

| Standard Accessories  |          |   |
|---|----------|---|
|  | 196740-7 | 300mm (12") Saw Chain 3/8" LP - 0.043 Semi Chisel 52 C/Link |
|  | 165245-8 | 300mm (12") Sprocket Nose Guide Bar                         |
|  | 419288-5 | Guide Bar Cover   |
|  | 782023-7 | Wrench 13-16  |

| Optional Accessories  |   |   |
|---|---|---|
|   | BL1815N<br>BL1830B<br>BL1840B<br>BL1850B<br>BL1860B | <b>Batteries</b><br>18V Li-Ion - 3.0Ah<br>18V Li-Ion - 4.0Ah<br>18V Li-Ion - 5.0Ah<br>18V Li-Ion - 6.0Ah              |
|  | DC18SD<br>DC18RC<br>DC18RD<br>DC18SE                | <b>Chargers</b><br>18V Standard Charger<br>18V Rapid Charger<br>18V Dual Port Rapid Charger<br>18V Automotive Charger |

| Optional Accessories  |   |  |
|---|---|--|
|    | 953.030.010<br>953.003.090<br>953.100.040<br>953.030.040<br>953.007.000 | <b>Sharpening and round files</b><br>4mm (5/32") Sharpening File & Guide ( 5/32") Round file only<br>4mm (5/32") File Guide<br>Bar Clamped Sharpening Jig<br>Stump Vice for Sharpening |
|    | 945.900.001<br>988.070.819<br>988.070.824<br>988.070.081<br>988.070.101 | <b>Timber Felling Wedges</b><br>140mm Plastic Wedge<br>200mm Plastic Wedge<br>250mm Plastic Wedge<br>215mm Aluminium Wedge<br>260mm Aluminium Wedge                                    |
|    | C-02001<br>C-02004  | <b>Bar &amp; Chain Oil</b><br>1L (QTY: 12 in carton)<br>4L (QTY: 4 in carton)  |
|   | P-76934<br>P-76940<br>P-76956<br>P-76962<br>P-76978<br>P-76984          | <b>Chain Saw Chaps</b><br>Small - Buckle Up<br>Medium - Buckle Up<br>Large - Buckle Up<br>Small - Zip Up<br>Medium - Zip Up<br>Large - Zip Up  |
|  | SAF600  | <b>Safety Helmet</b><br>Pro Safety Helmet<br>24dB Ear Muffs & Visor  |