

Makita

18V Brushless Chainsaw 250mm (10")

DUC254



BRUSHLESS

WHEN POWER MEANS BUSINESS

When you choose Makita Outdoor Power Equipment, you choose to be part of something bigger. Our complete line up of cordless outdoor solutions will revolutionise the way you work - empowering you with over a century of knowledge and expertise in crafting the world's most reliable tools. With the support of the world's largest 18V cordless system, you can be sure our Power Garden range will get the job done and more - no petrol or cord needed.

Product Overview



Product Specification Sheet



Voltage		18V
Guide bar length		250mm (10")
Saw chain	Type	90PX
	Gauge	1.1mm / 0.043"
	Pitch	3/8"
Chain speed		1,440m/min
Oil tank capacity		140ml
Weight:		2.8kg

- **Brushless motor** – powerful brushless motor produces more power and longer runtimes than brushed motors
- **XPT** – for use in outdoor applications, protection from dust and dripping water is enhanced protecting the circuitry
- **Torque Boost Mode** – used for cutting thicker branches, the torque will increase to 50% more cutting efficiency.
- **Metal spike bumper** – firmly grips the workpiece to provide more control, making cutting easier
- **Automatic chain lubrication** – the amount of chain oil can be regulated allowing the user to make adjustments based on whether they are cutting hard or softwood
- **Captive nut** – eliminates losing the nut when replacing the guide bar
- **Climbing Ring** - allows the chainsaw to be connected connecting to an arborist's harness
- **Chip distributor** - ensures that the wood chips are directed away from the blade

Advantages

Performance



Brushless Motor delivering high levels of performance

Innovation



Unbelievable performance thanks to Boost Torque Mode

Convenience



Climbing Ring

Ergonomics



Top Handle Design for ease of use

Advantages

Makita's high performance Outer rotor brushless motor

Thanks to the new outer rotor brushless motor the DUC254 is able to produce more power and more efficiency than ever before.

The new design means the stator rotates and the armature remains stationary, making the motor a highly efficient direct drive system

BL
MOTOR



Advantages

XPT – eXtreme Protection Technology

This technology has been designed for use in outdoor applications or harsh environments. XPT provides increased protection for the circuitry from dust and dripping water.

This is achieved by carefully sealing and protecting internal components so that they stay free from exposure of dust and moisture.



Advantages

Torque Boost Mode

Hold the main power button down for 2 seconds to start the Chainsaw, the light will turn yellow. You can use the tool in the Torque Boost mode up to 30 seconds depending on the usage conditions.



Frequently Asked Question

What does it mean when the main power lamp flashes yellow?





If the main power lamp flashes yellow when the main power switch is pressed for a few seconds, this means the Torque Boost mode is not available.

The Torque Boost mode is not available right after cutting. Wait for 10 seconds, and then press the main power switch again. The Torque Boost mode is restricted to protect the battery meaning it can not be used several times. If the Torque Boost mode is not available after waiting for more than 10 seconds, replace the battery with a fully charged one or recharge the battery.

Accessories

Standard Accessories		
	199075-5	250mm (10'') Saw Chain 3/8' LP - 0.043# Semi Chisel
	161846-0	250mm (10'') Sprocket Nose Guide Bar
	418845-6	Guide bar cover
	199067-4	Spike Bumper Set
	782023-7	Wrench 13-16
	831304-7	Accessory Bag

Accessories

Optional Accessories		
	199076-3 194098-8	<u>Saw Chains</u> Saw Chain 20cm (8)- 3/8 Chain Saw Chain Carving 25cm 1/4 Chain
	168407-7 161848-6 161888-4 161889-2 161887-6	<u>Guide Bars</u> Solid Nose Carving Bar 25CM 1/4 -.050 Sprocket Bar 20cm (8) 3/8LP.043 Guide Bar 8 Guide Bar 8 Guide Bar 10
	199063-2 198259-2	<u>Sprocket Drives</u> Sprocket 9 Drive for 3/8 Chain Sprocket 9 Drive for 1/4 Chain
	BL1830B BL1840B BL1850B BL1860B	<u>Batteries</u> 18V Li-Ion – 3.0Ah 18V Li-Ion – 4.0Ah 18V Li-Ion – 5.0Ah 18V Li-Ion – 6.0Ah
	DC18SD DC18RC DC18RD DC18SE	<u>Chargers</u> 18V Standard 240V Charger 18V Rapid 240V Charger 18V Dual Port Rapid 240V Charger 18V Automotive 12-24V Charger

Optional Accessories		
	953.030.010 953.003.090 953.100.040 953.030.040 953.007.000	<u>Sharpening and round files</u> 4mm (5/32") Sharpening File & Guide (5/32") Round file only 4mm (5/32") File Guide Bar Clamped Sharpening Jig Stump Vice for Sharpening
	945.900.001 988.070.819 988.070.824 988.070.081 988.070.101	<u>Timber Felling Wedges</u> 140mm Plastic Wedge 200mm Plastic Wedge 250mm Plastic Wedge 215mm Aluminium Wedge 260mm Aluminium Wedge
	C-02001 C-02004	<u>Bar & Chain Oil</u> 1L (QTY: 12 in carton) 4L (QTY: 4 in carton)
	P-76934 P-76940 P-76956 P-76962 P-76978 P-76984	<u>Chain Saw Chaps</u> Small – Buckle Up Medium – Buckle Up Large – Buckle Up Small – Zip Up Medium – Zip Up Large – Zip Up
	SAF600	<u>Safety Helmet</u> Pro Safety Helmet 24dB Ear Muffs & Visor