

**Makita**

**18Vx2 Brushless AWS 235mm (9-1/4") Circular**

DHS901ZU



**18Vx2 18V + 18V 36V  
BRUSHLESS**



# Product Objectives

- Expand the world's largest range of 18V power tools with our first line up of brushless 235mm circular saws
- Ideal for a wide range of trades requiring a large cut capacity circular saw with AC power without the cord





# Product Overview

**AWS**  
Auto - start Wireless System

**ADT**

Ergonomic design

18Vx2 Brushless

Dust extraction nozzle

Efficut blade

Large bevel capacity



Twin LED job light





# Product Specification Sheet




Max. cutting capacities at 0°	85mm
Max. cutting capacities at 45°	61mm
Max. cutting capacities at 50°	41mm
Bevel capacity	-1°- 60°
Blade diameter	235mm (9-1/4")
Bore diameter	25mm
No load speed	4,500rpm
Overall length	430mm
Skin Weight	5.2kg
Weight (with battery)	6.4kg
Voltage	(36V) 18Vx2

- **Ergonomic design** – improved control and comfort for the user
- **18Vx2 Brushless** – delivers superior performance that truly replaces the need for an AC powered saw thanks to a purpose built brushless motor and the power of 18Vx2 technology
- **Dust extraction nozzle** – for connection to dust extraction vacuum
- **Efficut blade** – delivers superior performance with an advanced cutting design. Increases runtime and cutting speeds
- **Electric brake** – quickly stops the blade rotation after the switch has been disengaged
- **AWS (Auto-start Wireless System)** – on demand dust extraction via Bluetooth connection
- **ADT (Automatic torque Drive Technology)** – automatically gives optimal rpm to torque ratio to produce the fastest cut in light or hard applications
- **Large bevel capacity** – bevel cuts up to -1° left and 60° right for a wide range of applications
- **Twin LED job light** – for improved visibility in low light environments



# Advantages

## Power



Powered by an 18Vx2 Brushless motor and ADT technology for optimum cutting

## Convenience



Massive 85mm Cutting Capacity

## Innovation



AWS Autostart Wireless System  
Wirelessly engages compatible Bluetooth vacuum

## Safety



Electric blade brake rapidly slows the blade after trigger has been released



# Advantages

## World's First

The DHS901 is the first of its kind, addressing this issue of a lack of massive cutting capacity with cordless mobility.

It is the first cordless 9-1/4" Circular Saw, powered by a 18Vx2 Brushless Motor providing high efficiency cutting equal to that of a corded circular saw. It has an industry leading 85mm cutting capacity with up to 60 degrees bevel capacity.









235mm Blade

**85mm**

Cut capacity at 0°







# Our Range

	DHS901 NEW	DHS781	DHS780	DHS661	DHS660	DHS680
						
Motor design	Brushless	Brushless	Brushless	Brushless	Brushless	Brushless
Blade diameter	235mm (9-1/4")	185mm (7-1/4")	185mm (7-1/4")	165mm (6-1/2")	165mm (6-1/2")	165mm (6-1/2")
Blade Position	Right Side	Right side	Right side	Right side	Right side	Left side
Bevel Capacity	60°	56°	56°	50°	50°	50°
No load speed	4,500rpm	6,000rpm	6,000rpm	5,000rpm	5,000rpm	5,000rpm
Overall length	430mm	342mm	342mm	270mm	270mm	350mm
Skin weight	5.06kg	3.46kg	3.46kg	2.53kg	2.53kg	2.7kg
Voltage	18Vx2	18Vx2	18Vx2	18V	18V	18V
Electric Brake	Yes	Yes	Yes	Yes	Yes	Yes
Automatic Torque Drive	Yes	Yes	Yes	Yes	Yes	Yes
Auto-start Wireless System	DHS901 – Optional DHS901U - Standard	Yes	No	Yes	No	No



# Accessories

## Standard Accessories

	E-01943	235mm 24 tooth Efficut Blade
	783204-6	6mm Hex Wrench
	164367-1	Guide Rule
	198901-5	AWS Bluetooth Adaptor

## Optional Accessories

	B-15207 B-15213	<u>BlueMak Saw Blades</u>  235 x 25 x 40T 235 x 25 x 60T
	B-49214 B-49220	<u>M-Force Saw Blades</u>  235 x 25 x 20T 235 x 25 x 40T
	B-30835 B-30841	<u>Knot &amp; Nail Saw Blades</u>  235 x 25 x 24T 235 x 25 x 48T
	B-15609 191897-9	<u>Aluminium Saw Blades</u>  235 x 25 x 80T Paraffin Wax
	B-37649	<u>Coolroom Panel Saw Blades</u>  235 x 25 x 30T



# Extraction System

Model	Applicable Cuffs	Hose	Vacuum
	 <p>Front Cuff 38 – 195545-2 + 24mm Rubber Joint – 195546-0</p>	 <p>28mm diameter hose</p>	<p>DVC154L DVC862L DVC860L DVC750LX1 DVC265 DVC261 DVC260 VC2510LX1 VC3210LX1</p>
	 <p>24mm Quick Fit – P-70378</p>	 <p>32mm Quick Fit Hose</p>	<p>VC3012L VC3012M VC4210L VC4210M</p>
	 <p>24mm Quick Fit – P-81745</p>	 <p>32mm diameter</p>	<p>VC2012L</p>